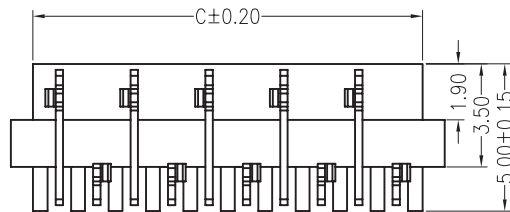
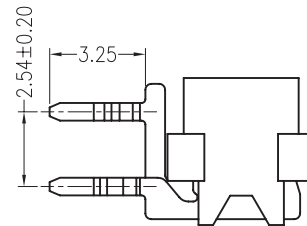
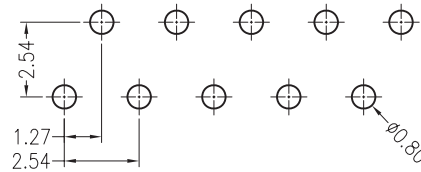


Recommended P.C.B Layout(Top Side)
(PCB BOARD TOLERANCE±0.05)



Pos	A	B	C
04	7.00	3.81	5.60
06	9.54	6.35	8.14
08	12.08	8.89	10.68
10	14.62	11.43	13.22
12	17.16	13.97	15.76
14	19.70	16.51	18.30
16	22.24	19.05	20.84
18	24.78	21.59	23.38
20	27.32	24.13	25.92

Specifications

- Current Rating: 1A
- Insulation Resistance: 1000MΩ Min.
- Contact Resistance: 20mΩ Max.
- Dielectric Withstanding Voltage: 500V AC for 1 minute
- Operating Temperature: -40C to +105°C
- Insulator: High Temperature Plastic, UL94V-0 Rated
- Contact Material: Phosphor Bronze
- Contact Plating: Tin Plated over Nickel

Part Numbering System

FM127-R - XX - T B

Series

of Contact:

Contact Plating:

T = Tin

Packaging:

B = Tube

T = Tape & Reel

General Tolerance	
X. ± 0.50	X.° ± 5°
.X ± 0.20	.X° ± 2°
.XX ± 0.10	.XX° ± 1°
Units : mm	